



ಬೃಹತ್ ಬೆಂಗಳೂರು ಮಹಾನಗರ ಪಾಲಿಕೆ
Bruhat Bengaluru Mahanagara Palike



BBMP COVID-19 WAR ROOM 03.01.2022



ABSTRACT OF COVID-19 CASES IN BENGALURU

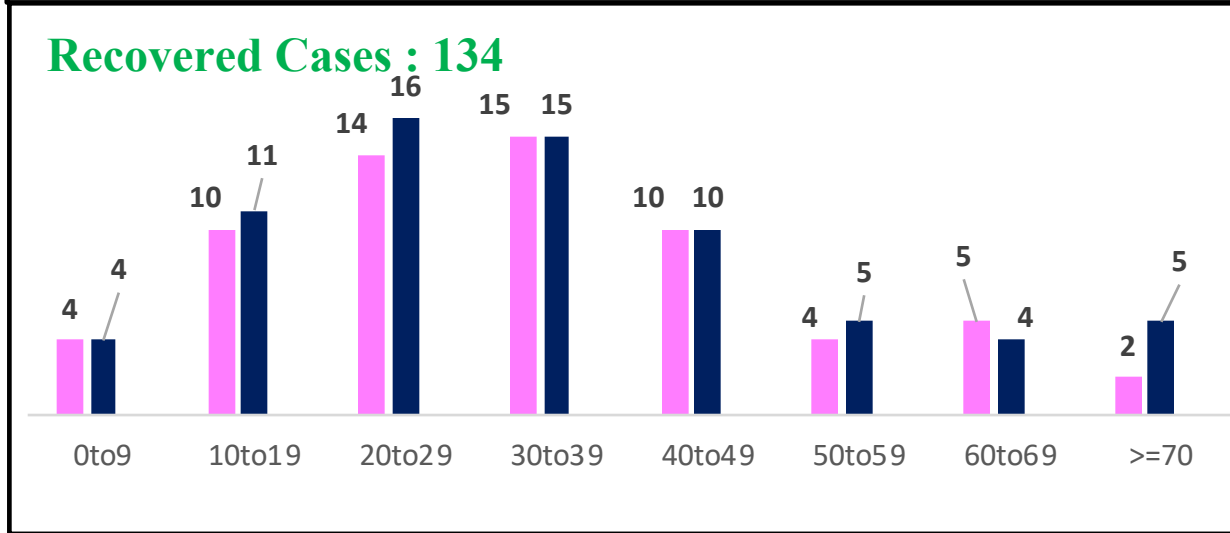
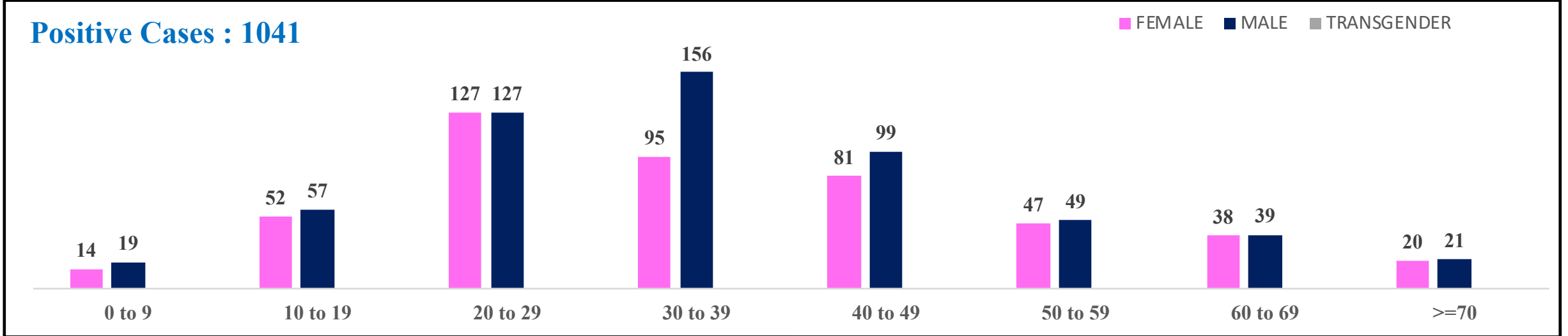


	MALE	FEMALE	TRANSGENDER	MALE	FEMALE	TRANSGENDER	TOTAL	
	Last 24 Hours	Last 24 Hours	Last 24 Hours	Cumulative	Cumulative	Cumulative	Last 24 Hours	Cumulative
Positive Cases	567	474	0	7,55,691	5,10,546	155	1,041	12,66,392
Recovered Cases	70	64	0	7,40,623	4,99,636	149	134	12,40,408
Death Cases	3	0	0	10,386	6,019	4	3*	16,409
Total Tests Done	In Last 24 hrs : 44,202					Cumulative : 2,40,40,480		
ACTIVE CASES					9,575			

*Covid deaths occurred today : 00 | Covid deaths occurred beyond last 24 hrs., reported today : 03



LAST 24 HOURS AGE GROUP AND GENDER WISE DISTRIBUTION





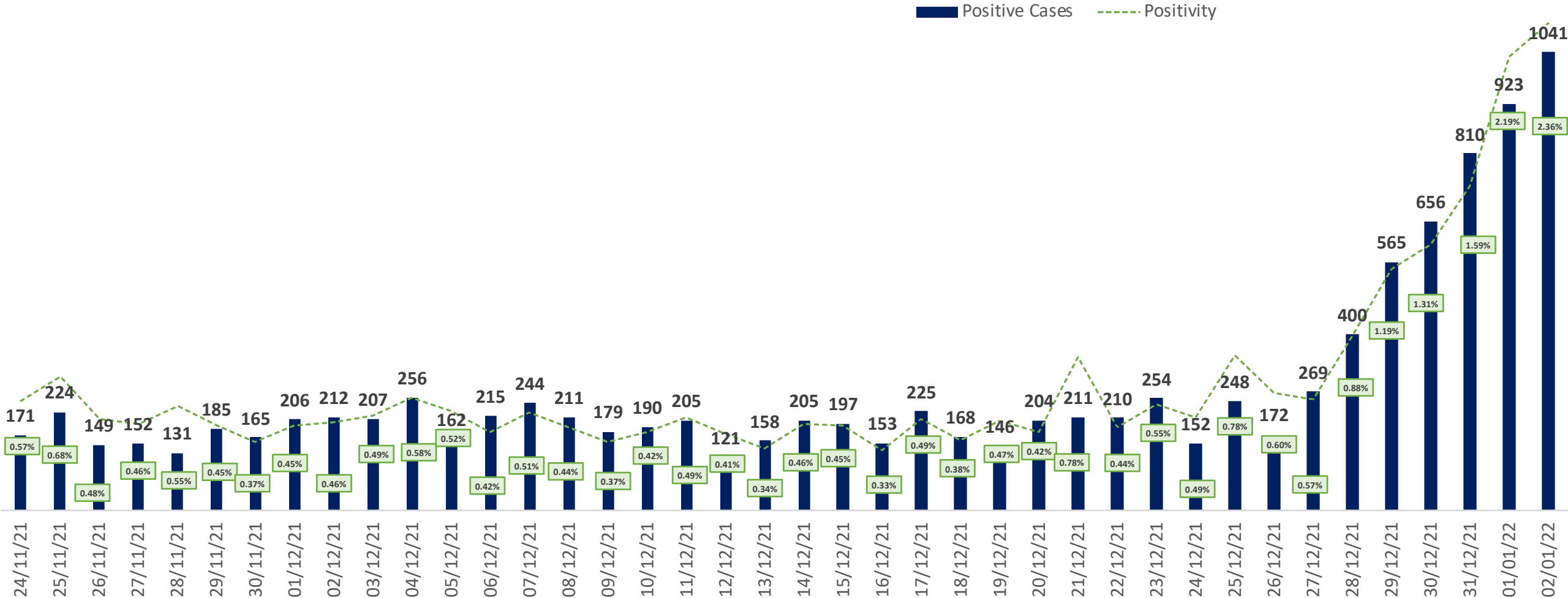
SNAPSHOT OF BENGALURU COVID-19 CASES IN LAST 8 WEEKS



	08-11-2021 To 14-11-2021	15-11-2021 To 21-11-2021	22-11-2021 To 28-11-2021	29-11-2021 To 05-12-2021	06-12-2021 To 12-12-2021	13-12-2021 To 19-12-2021	20-12-2021 To 26-12-2021	27-12-2021 To 02-01-2022
Total Positive Cases	1,103	1,073	1,101	1,393	1,365	1,252	1,451	4,664
Total Recovered Cases	932	2,026	1,395	1,505	992	1,116	1,037	1,131
Total Death Cases	16	12	7	17	21	9	9	21
Case Fatality Rate	1.45%	1.12%	0.64%	1.22%	1.54%	0.72%	0.62%	0.45%
Total Tests Conducted	2,97,358	2,28,875	2,16,000	2,93,809	3,11,186	3,01,448	2,60,070	3,27,087
Positivity Rate	0.37%	0.47%	0.51%	0.47%	0.44%	0.42%	0.56%	1.43%

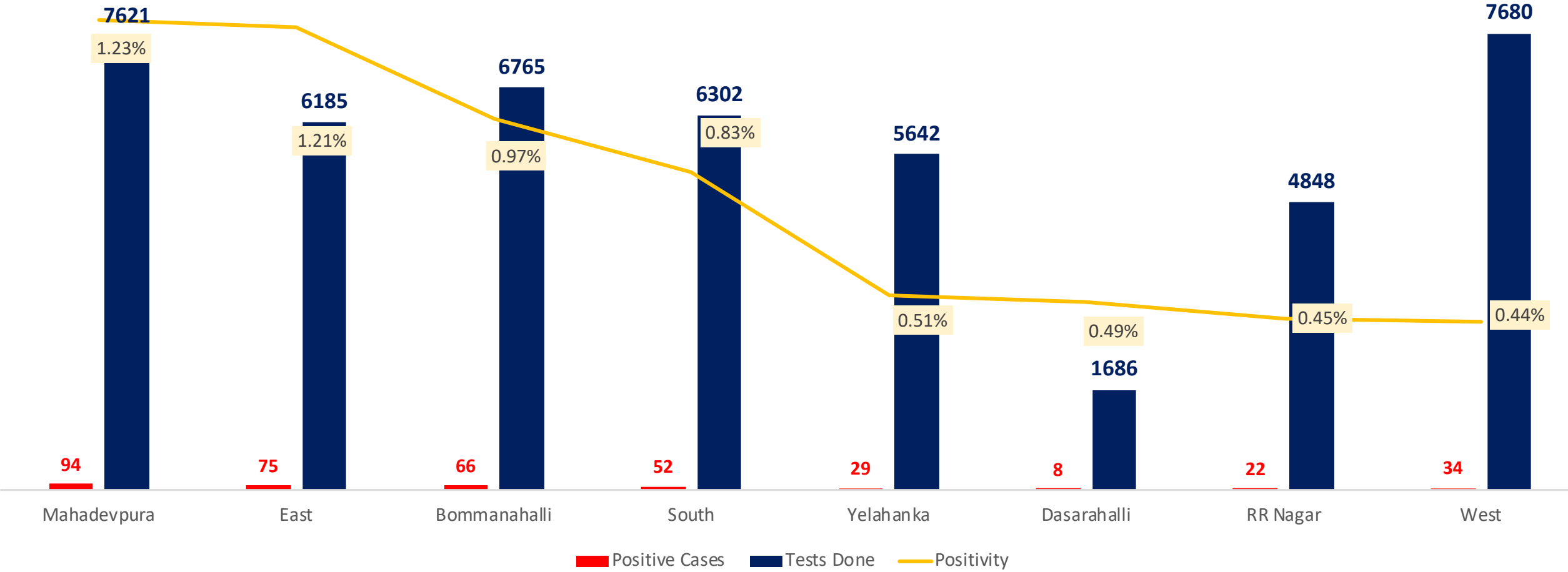


POSITIVITY RATE OF BENGALURU – LAST 40 DAYS



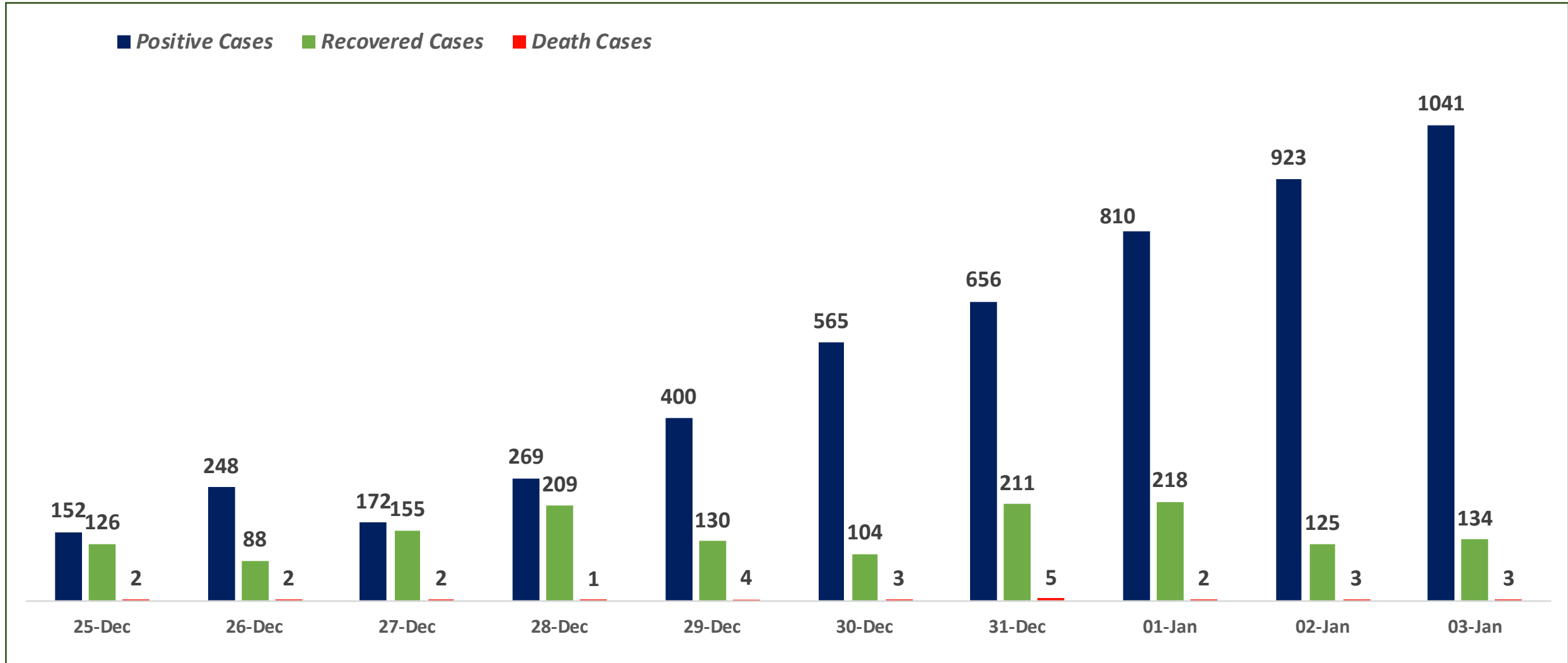


ZONE WISE AVERAGE POSITIVITY TREND FOR LAST 7 DAYS





SNAPSHOT OF POSITIVE, RECOVERED AND DEATH CASES OVER LAST 10 DAYS ACROSS BBMP ZONES

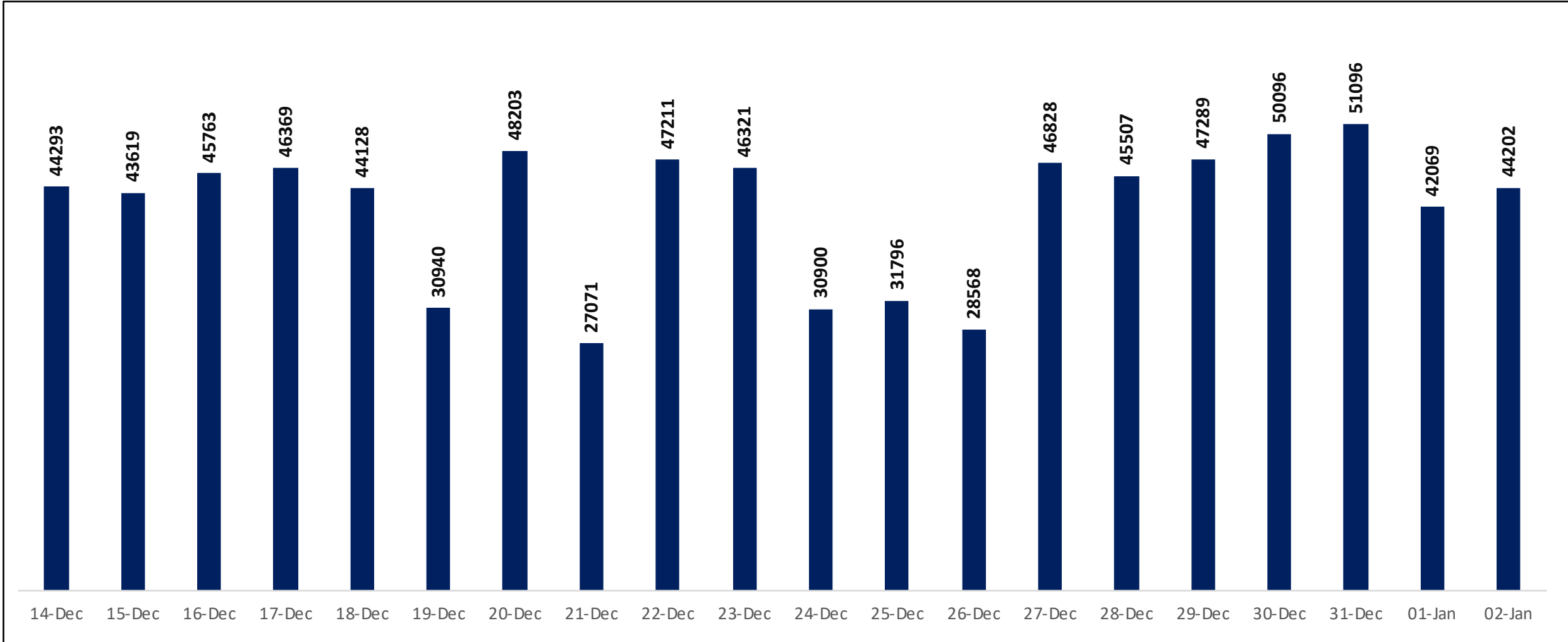




TESTING TRENDS IN BENGALURU

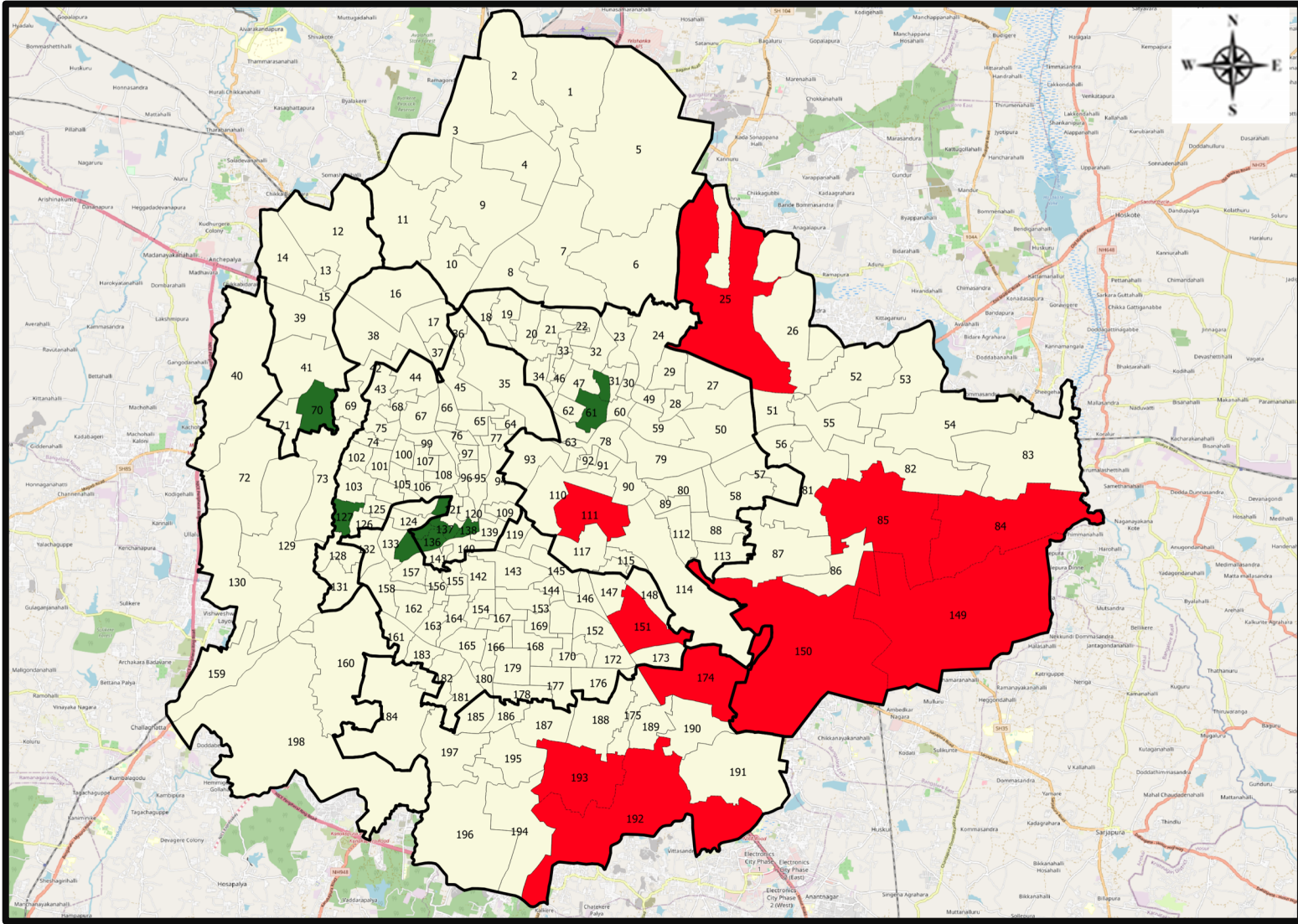


Total Test Conducted Till Date	Test Conducted Last 24 hours
2,40,40,480	44,202





BENGALURU URBAN MAP SHOWING TREND OF POSITIVE CASES IN LAST 10 DAYS



Top 10 wards reporting highest number of positive cases in last 10 days

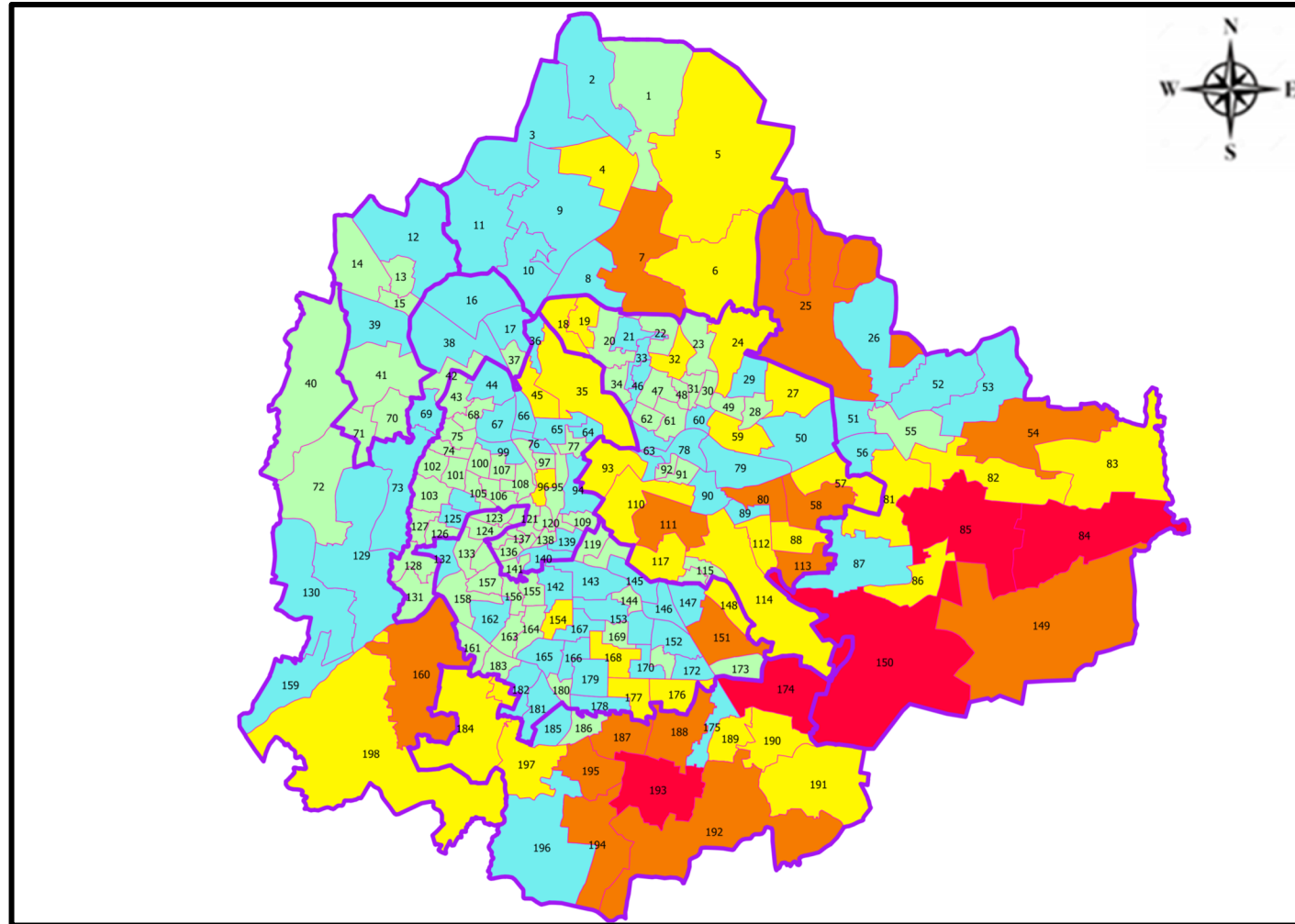
Ward No.	Ward Name	Daily Cases Average
150	Bellanduru	30
85	Dodda Nekkundi	13
84	Hagadur	12
174	HSR Layout	11
193	Arakere	11
149	Varthuru	10
25	Horamavu	9
151	Koramangala	9
192	Begur	8
111	Shantala Nagar	8







Top 10 wards reporting least number of positive cases in last 10 days

Ward No.	Ward Name	Daily Cases Average
138	Chalavadipalya	0
135	Padarayanapura	0
134	Bapuji Nagar	0
70	Rajagopal Nagara	0
48	Muneshwara Nagar	0
137	Rayapura	0
136	Jagajivanram Nagar	0
127	Mudalapalya	0
122	Kempapura Agrahara	0
61	S K Garden	0



BENGALURU MAP SHOWING INTENSITY OF POSITIVE CASES IN LAST 10 DAYS



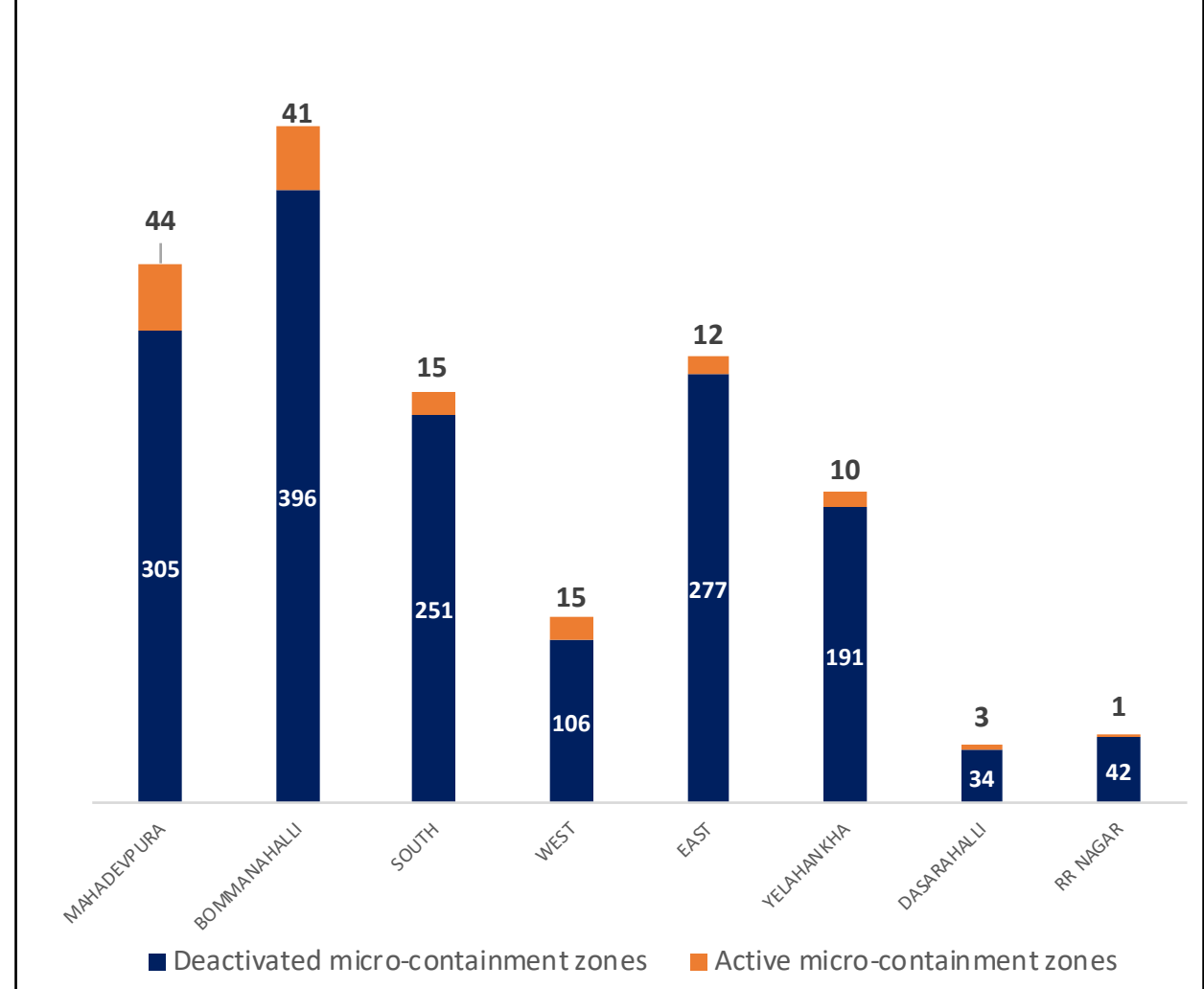
-  **Level 1 : 0 to 10 Cases**
-  **Level 2 : 10 to 25 Cases**
-  **Level 3 : 25 to 50 Cases**
-  **Level 4 : 50 to 100 Cases**
-  **Level 5 : Above 100 Cases**
-  **Zone Boundaries**



CONTAINMENT ZONE DETAILS



ZONE	TOTAL DECLARED	TOTAL DEACTIVATED	TOTAL ACTIVE
MAHADEVPURA	349	305	44
BOMMANAHALLI	437	396	41
SOUTH	266	251	15
WEST	121	106	15
EAST	289	277	12
YELAHANKHA	201	191	10
DASARAHALLI	37	34	3
RR NAGAR	43	42	1
TOTAL	1743	1602	141





COVID BED STATUS AS ON 03.01.2022

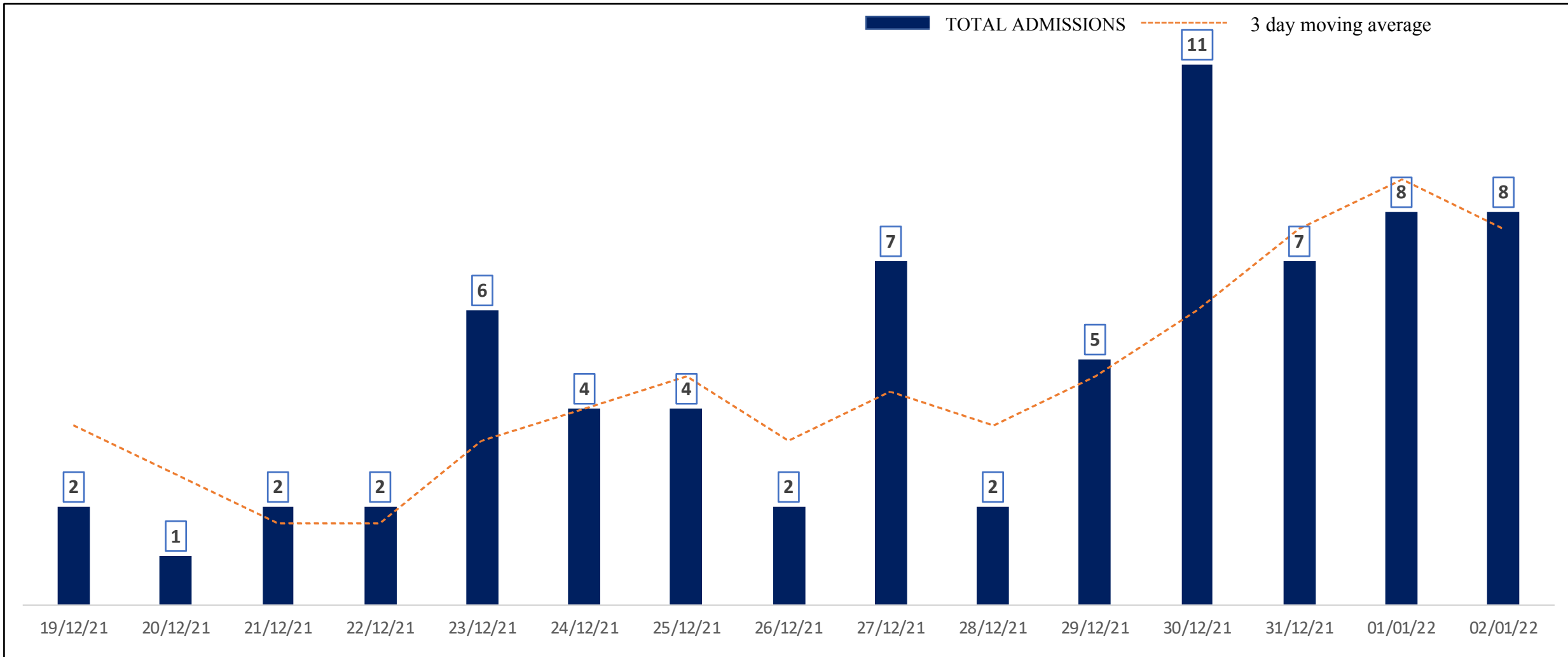


SR. NO.	Facility Type	No. of Hospital	Total Allocated Beds for C+ Patients					Occupied Beds for C+ Patients					Net Available Beds for C+ Patients				
			Gen Beds	HDU	ICU Beds	ICU-V	Total	Gen Beds	HDU	ICU Beds	ICU-V	Total	Gen Beds	HDU	ICU Beds	ICU-V	Total
1	Government Medical Colleges	4	20	621	53	76	770	0	29	1	1	31	20	592	52	75	739
2	Government Hospitals	16	664	210	65	127	1,066	3	10	4	0	17	661	200	61	127	1,049
3	Covid Care Centres	2	90					16					74				
Total Beds		22	774	831	118	203	1,926	19	39	5	1	64	755	792	113	202	1,862

* Status as on 03.01.2022 – 5:30 PM



HOSPITAL & CCC ADMISSIONS LAST 15 DAYS TREND



* Only Government Quota Admissions through CHBMS considered

* Only Fresh Admissions considered

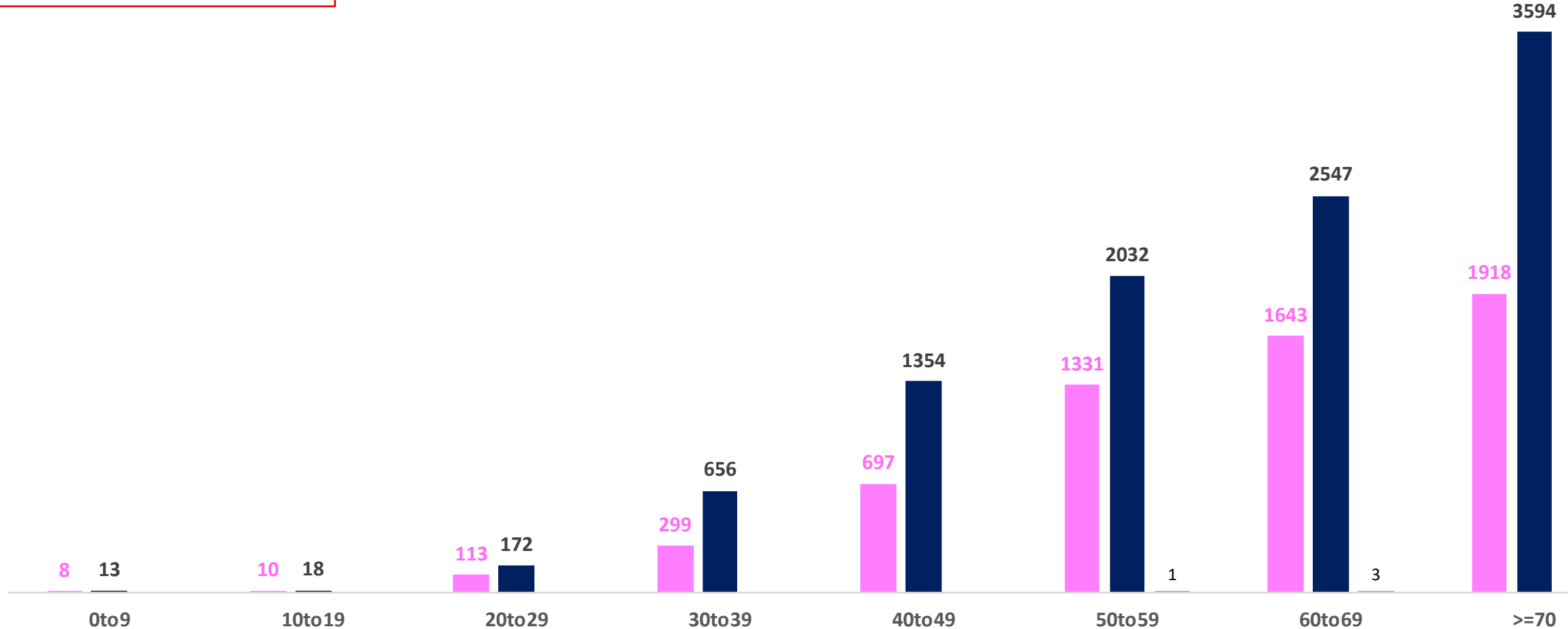


AGE AND GENDER WISE DISTRIBUTION OF DEATH CASES



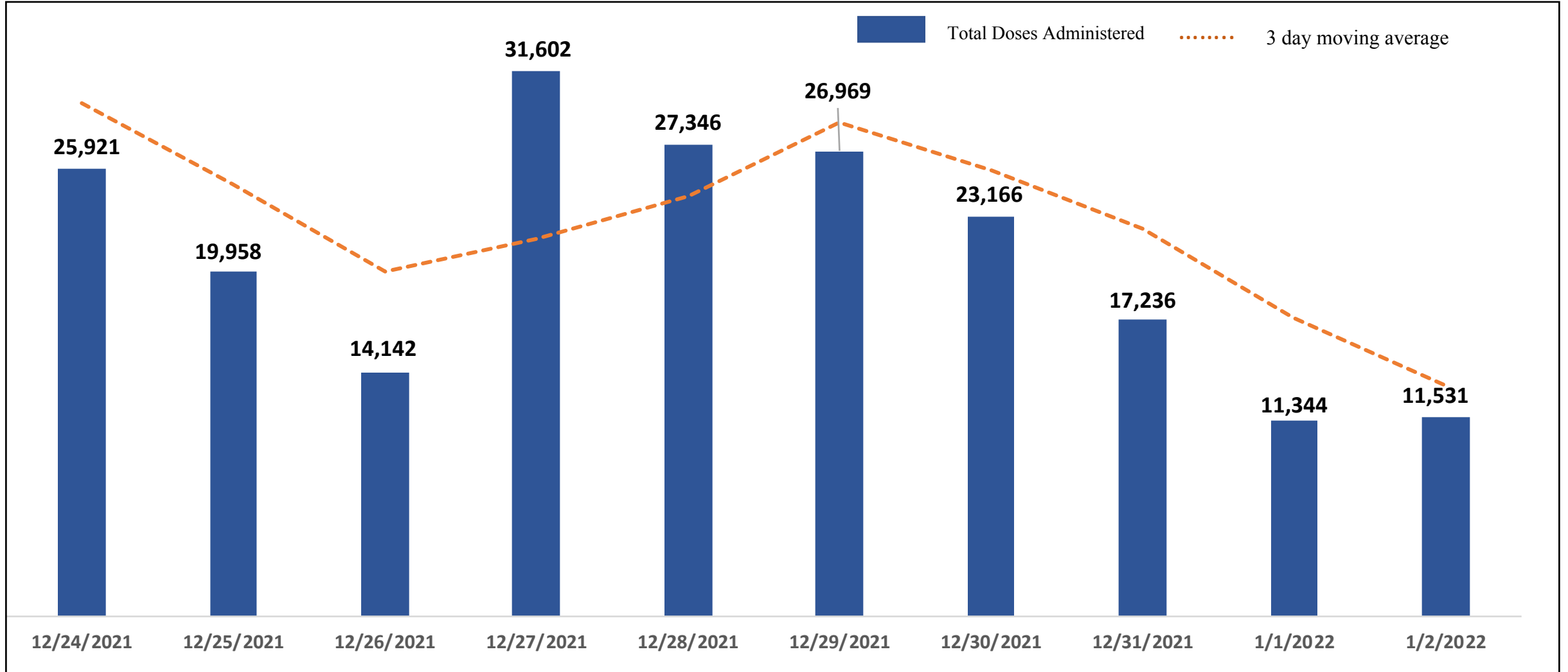
Death Cases: 16,409

Female Male Transgender



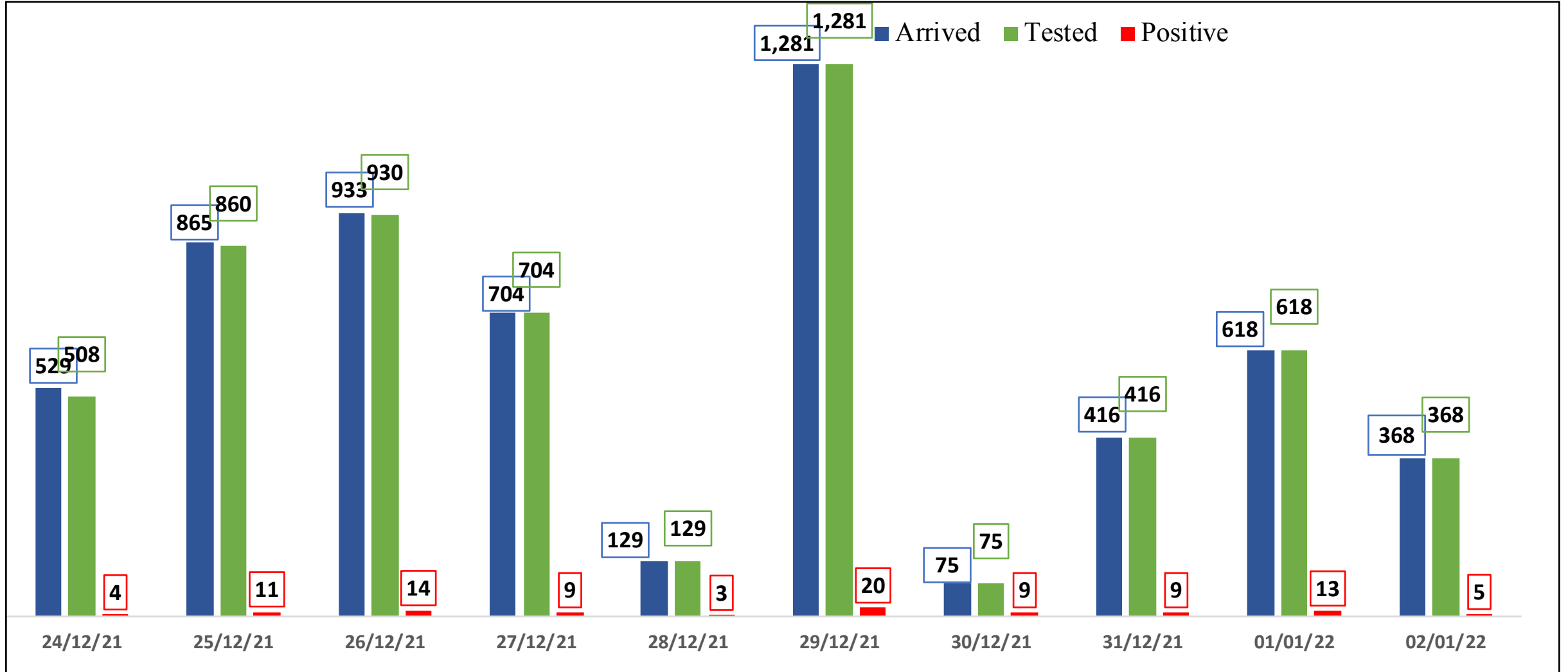


TOTAL VACCINE DOSES ADMINISTERED IN LAST 10 DAYS





INTERNATIONAL TRAVELLERS SURVEILLANCE IN LAST 10 DAYS

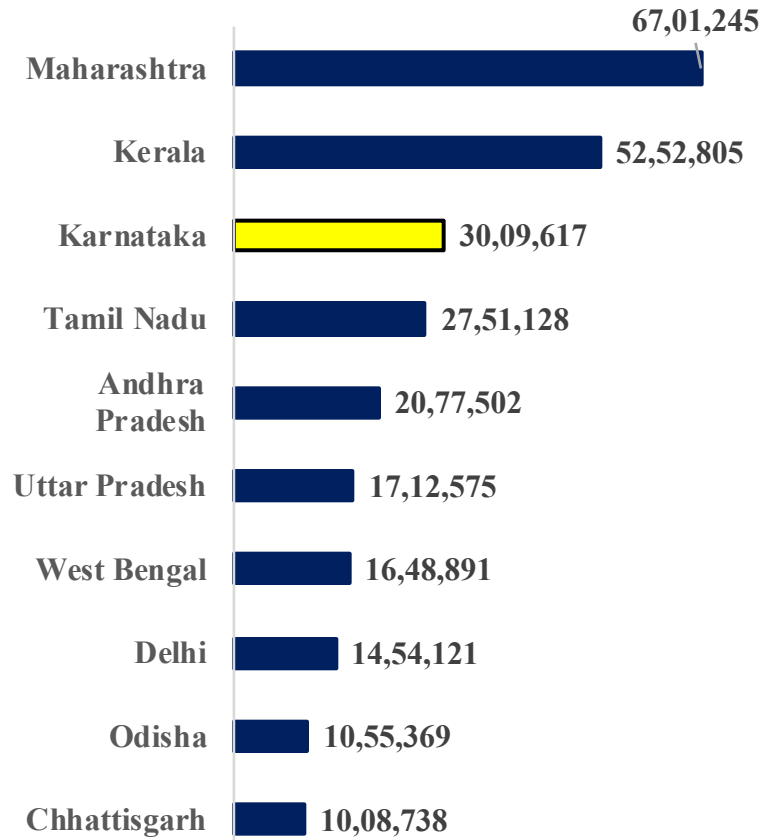




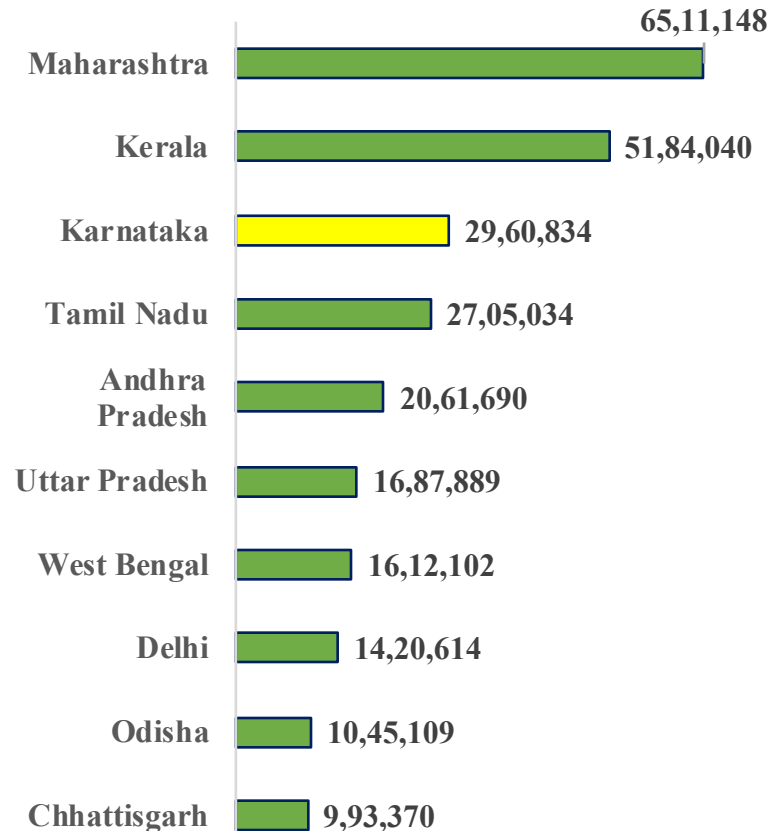
TOP 10 COVID19 AFFECTED INDIAN STATES



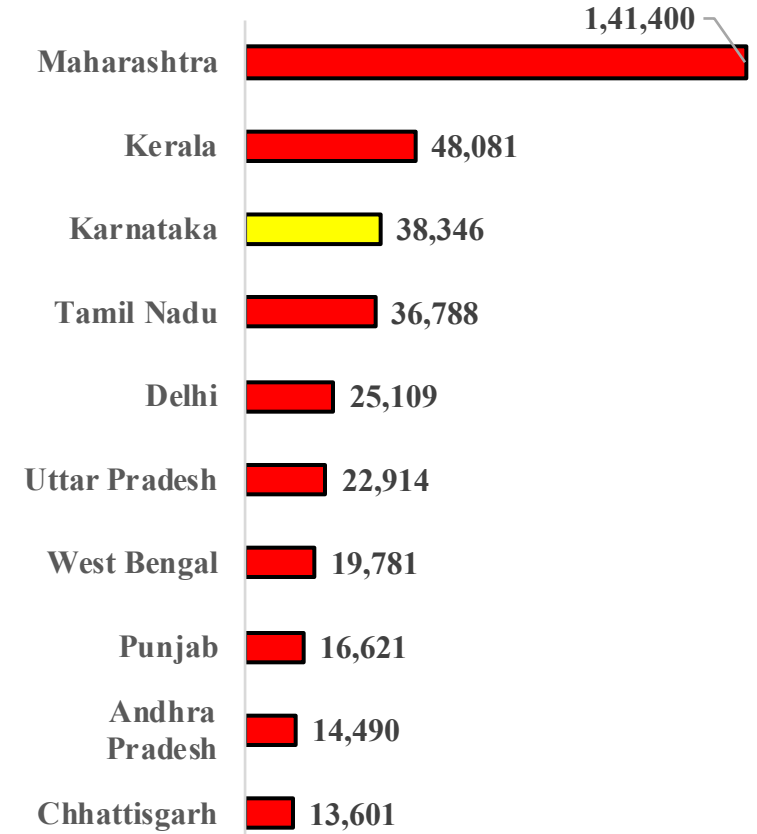
Total Positive Cases



Total Recovered Cases



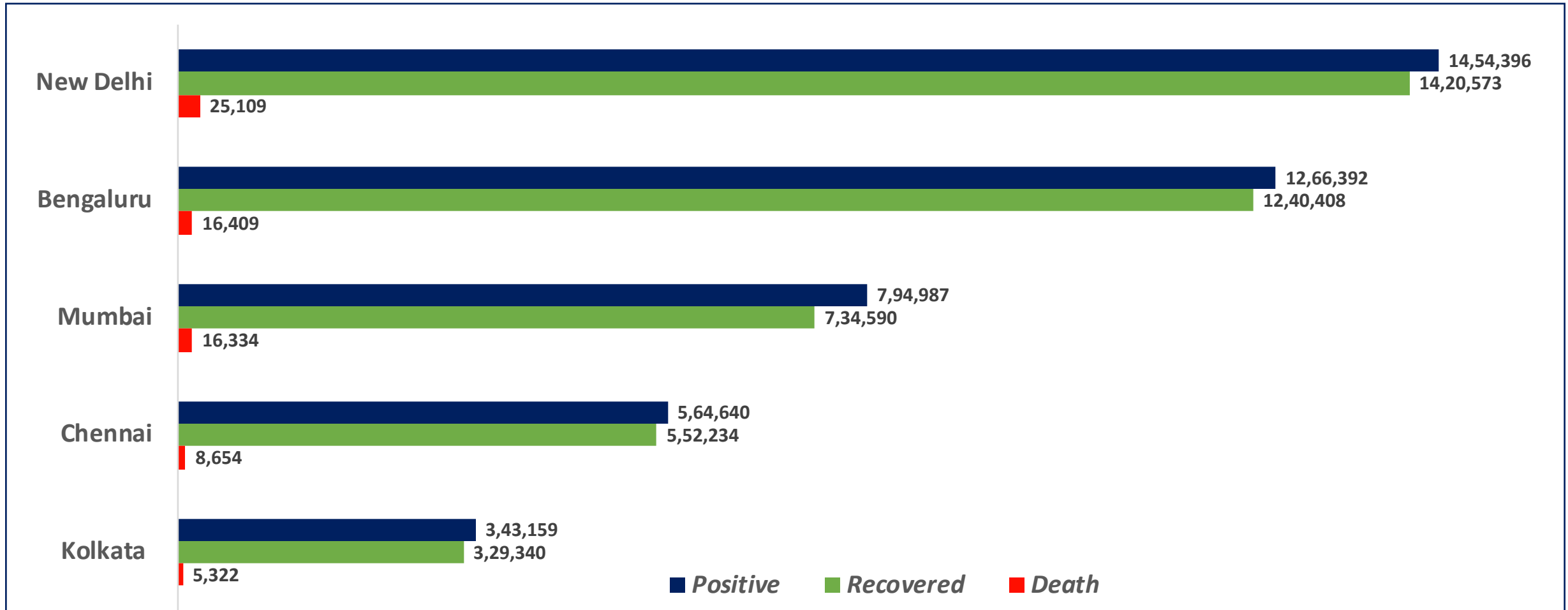
Total Death Cases



Source : <https://www.covid19tracker.in/> / at 4:45 pm (03.01.2022)



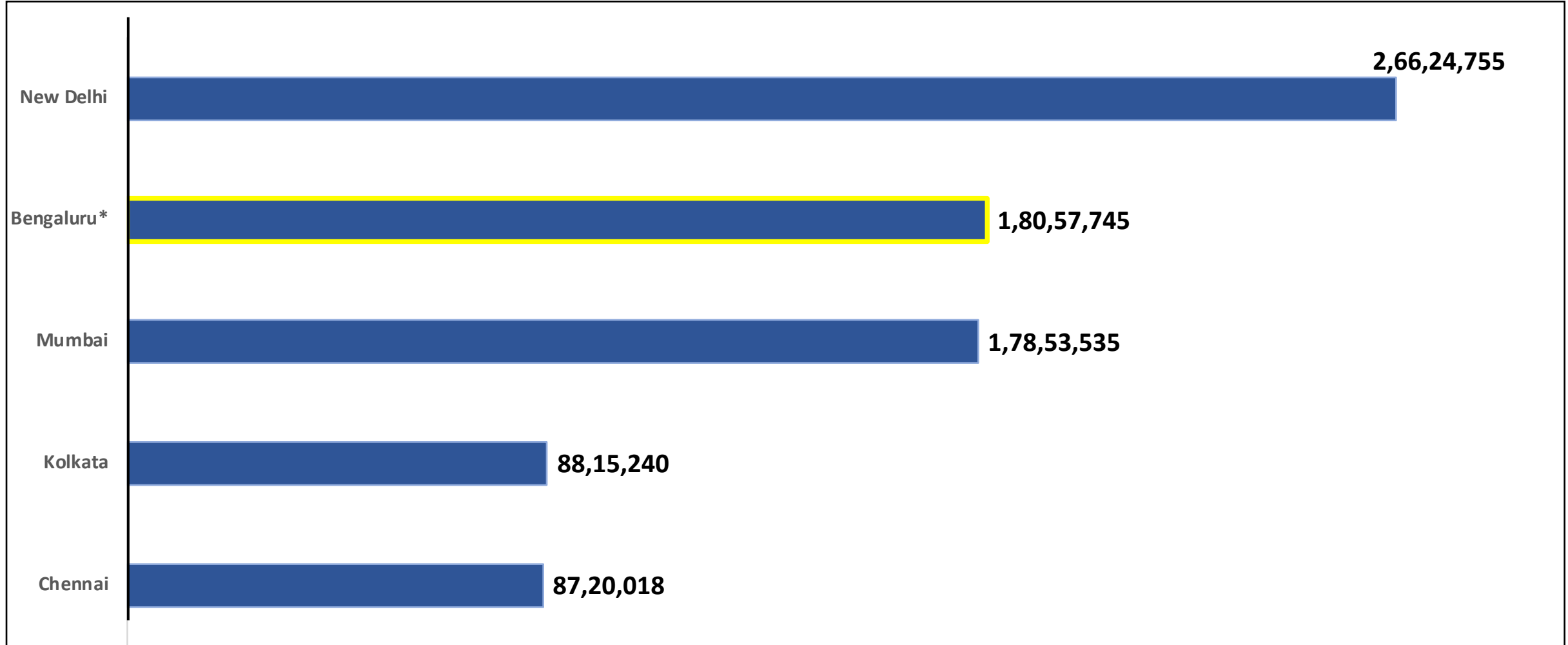
BENGALURU AND OTHER METROPOLITIAN CITIES



Source : <https://www.covid19tracker.in/> at 4:45 pm (03.01.2022)



VACCINE DOSES ADMINISTERED IN BENGALURU AND OTHER METROPOLITAN CITIES



Source : <https://dashboard.cowin.gov.in/> at 4:45 pm (03.01.2022)

*includes BBMP & Bengaluru Urban



SNAPSHOT OF COVID-19 CASES IN BENGALURU URBAN



**Total Wards With
<=10 Cases* :
77**

**Tests Conducted
On 02.01.2022:
44,202**

**Recovery
Rate:
97.95%**

**Total
Active Cases :
9,575**

**Total Vaccinated on
02.01.2022:
11,531**

**Positivity
Rate* :
1.43%**

**Active
Rate:
0.76%**

**Case
Fatality Rate* :
0.45%**



*Total positive cases In the past 10 days

*CFR and positivity is for Past 7 days



ಬೃಹತ್ ಬೆಂಗಳೂರು ಮಹಾನಗರ ಪಾಲಿಕೆ
Bruhat Bengaluru Mahanagara Palike

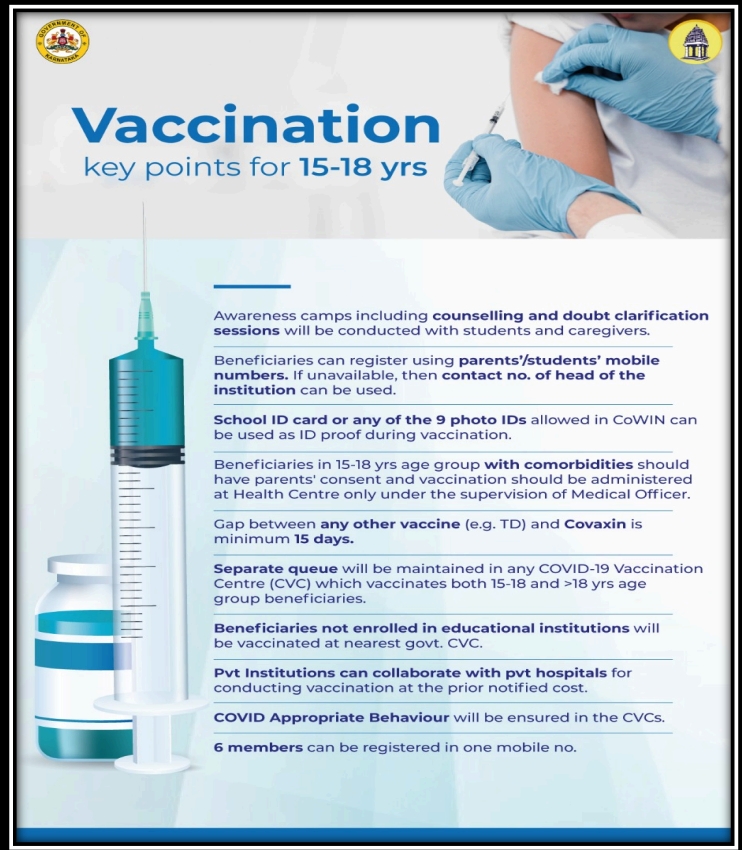


Download BBMP Bulletin	https://apps.bbmpgov.in/covid19/mediabulletin.php
For BBMPCovid19 Bed Status:	https://apps.bbmpgov.in/covid19/en/Bedstatus.php
To register for vaccination :	https://selfregistration.cowin.gov.in/
BBMP COVID19 Dashboard:	https://apps.bbmpgov.in/covid19/
Follow us on:	 www.facebook.com/bbmp.comm1/
	 twitter.com/BBMPCOMM

Issued by:

Honorable Chief Commissioner, BBMP
Special Commissioner Health & IT, BBMP
MD, Bengaluru Smart City Limited

THANK YOU !



Vaccination
key points for 15-18 yrs

Awareness camps including **counselling and doubt clarification sessions** will be conducted with students and caregivers.

Beneficiaries can register using **parents'/students' mobile numbers**. If unavailable, then **contact no. of head of the institution** can be used.

School ID card or any of the 9 photo IDs allowed in CoWIN can be used as ID proof during vaccination.

Beneficiaries in 15-18 yrs age group **with comorbidities** should have parents' consent and vaccination should be administered at Health Centre only under the supervision of Medical Officer.

Gap between **any other vaccine** (e.g. TD) and **Covaxin** is minimum **15 days**.

Separate queue will be maintained in any COVID-19 Vaccination Centre (CVC) which vaccinates both 15-18 and >18 yrs age group beneficiaries.

Beneficiaries not enrolled in educational institutions will be vaccinated at nearest govt. CVC.

Pvt Institutions can collaborate with pvt hospitals for conducting vaccination at the prior notified cost.

COVID Appropriate Behaviour will be ensured in the CVCs.

6 members can be registered in one mobile no.

